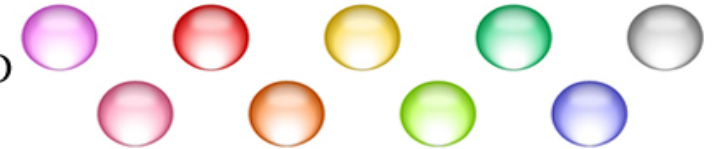


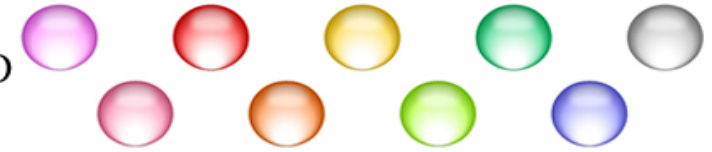
JAPAN LOCAL  
GOVERNMENT BOND  
ASSOCIATION



# PUBLIC OFFERING JOINT LOCAL GOVERNMENT BOND

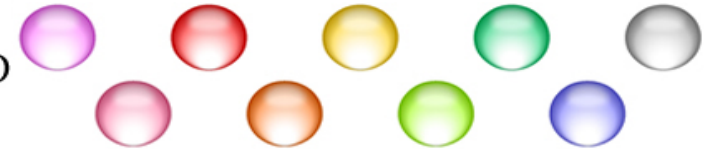
Japan Local Government Bond Association

October 2015

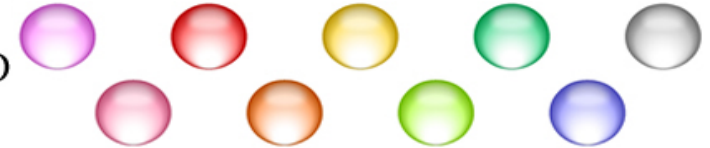


# Contents

- I. Attractiveness
- II. Planned and Past Issuance
- III. Frequently Asked Questions
- IV. Appendix



## I . Attractiveness

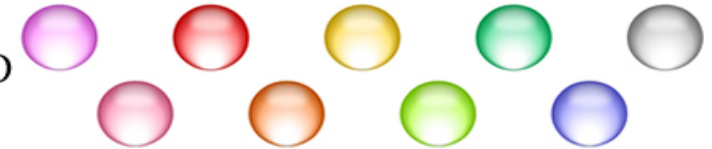


## Public Offering Joint LGB

- First issued in April 2003.
- Joint Local Government Bond (Joint LGB) is a joint issuance of 36 local governments (LGs) throughout Japan, with joint obligation which is based on Article 5 - 7 of the Local Finance Law.
- Local Governments consisting the joint issuance, each individually is responsible for the whole repayment of every joint issuance.

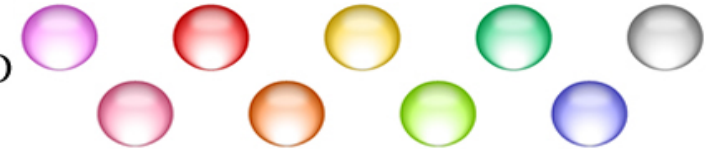
### Article 5 - 7 (Joint Issuance of Local Government Bonds), Local Finance Law

- When local debts are raised by issuing bonds two or more local public bodies may, on approval of their respective assemblies, issue bonds jointly. Such local public bodies shall be collectively responsible for the redemption of the local debts and the interest payment.



## Outline Information of Joint LGB

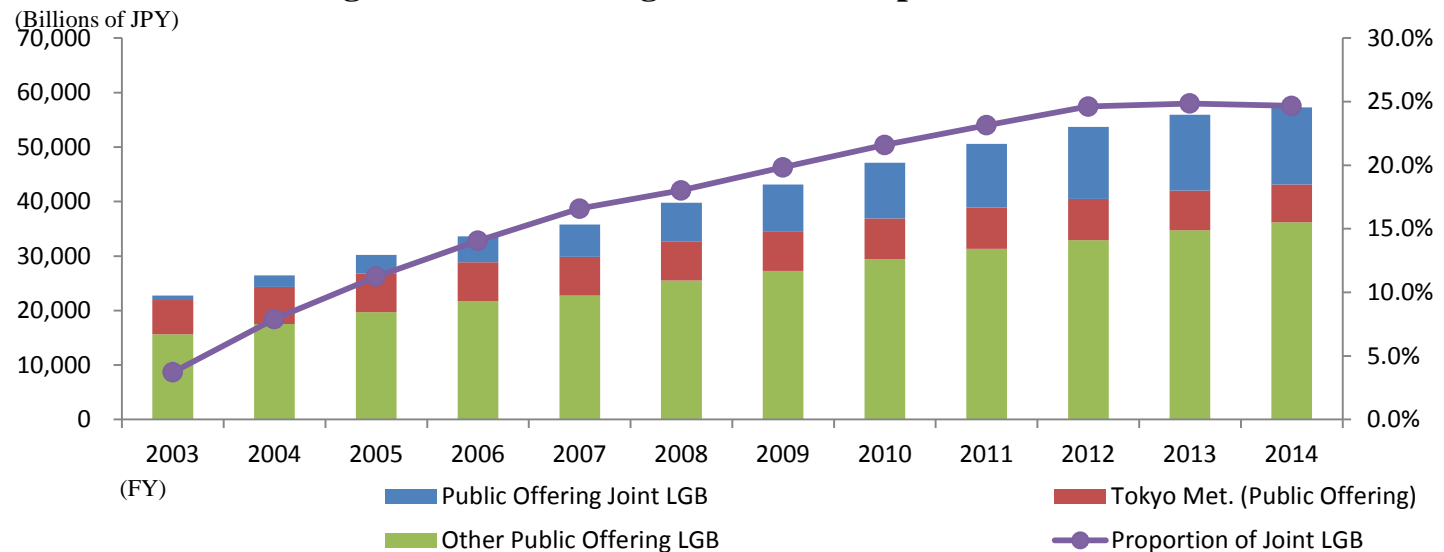
Issuance Terms	
FY2015 Yearly Issuance Plan	Total of JPY 1.42 trillion ( USD 11.8 Billion ) →Monthly Ave. JPY 118 billion ( USD 1 Billion ) *one of the largest size among Japanese non-JGB bonds (*JPY120.47/USD)
Redemption method / Maturity	Bullet / 10 years
Amount of Minimum Unit	100,000 yen
Issuing Date	25 <sup>th</sup> of every month
Coupon	Fixed Rate (Rate differs every month)
Coupon Payment	25 <sup>th</sup> of February and August of each year, not regarding the issuing date
Pricing date	2 business days after auction of 10yrs JGB *If the pricing date falls on a bank's non-business day, the pricing will be advanced to the next business day.
Announcement of pricing date	3 months prior to issuance month
Planned procurement of each LGs consisting joint issuance	No later than 1 week prior to pricing date



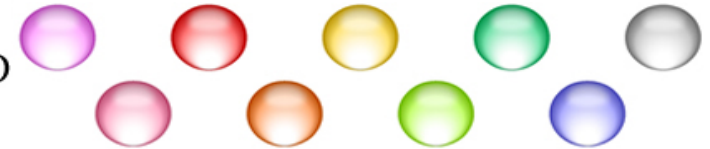
## Benchmark Bond: High Liquidity

- Total outstanding of Joint LGB was nearly JPY 14.1 trillion (USD 117 billion\*) at the end of FY 2015. (\*JPY120.47/USD)
- Joint LGB has become one of the leading benchmark bonds among non-JGB bonds. In addition, many more local governments plan to participate in the joint issuance, therefore the outstanding will keep growing.
- Joint LGB will increase its presence in the bond market much more.

◀ Outstanding of Public Offering LGBs and Proportion of Joint LGB ▶

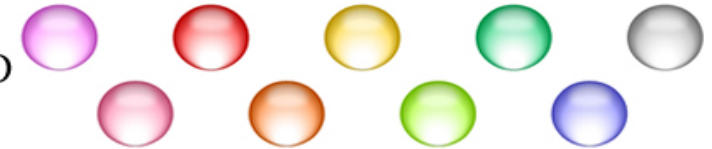


Source: Japan Local Government Bond Association

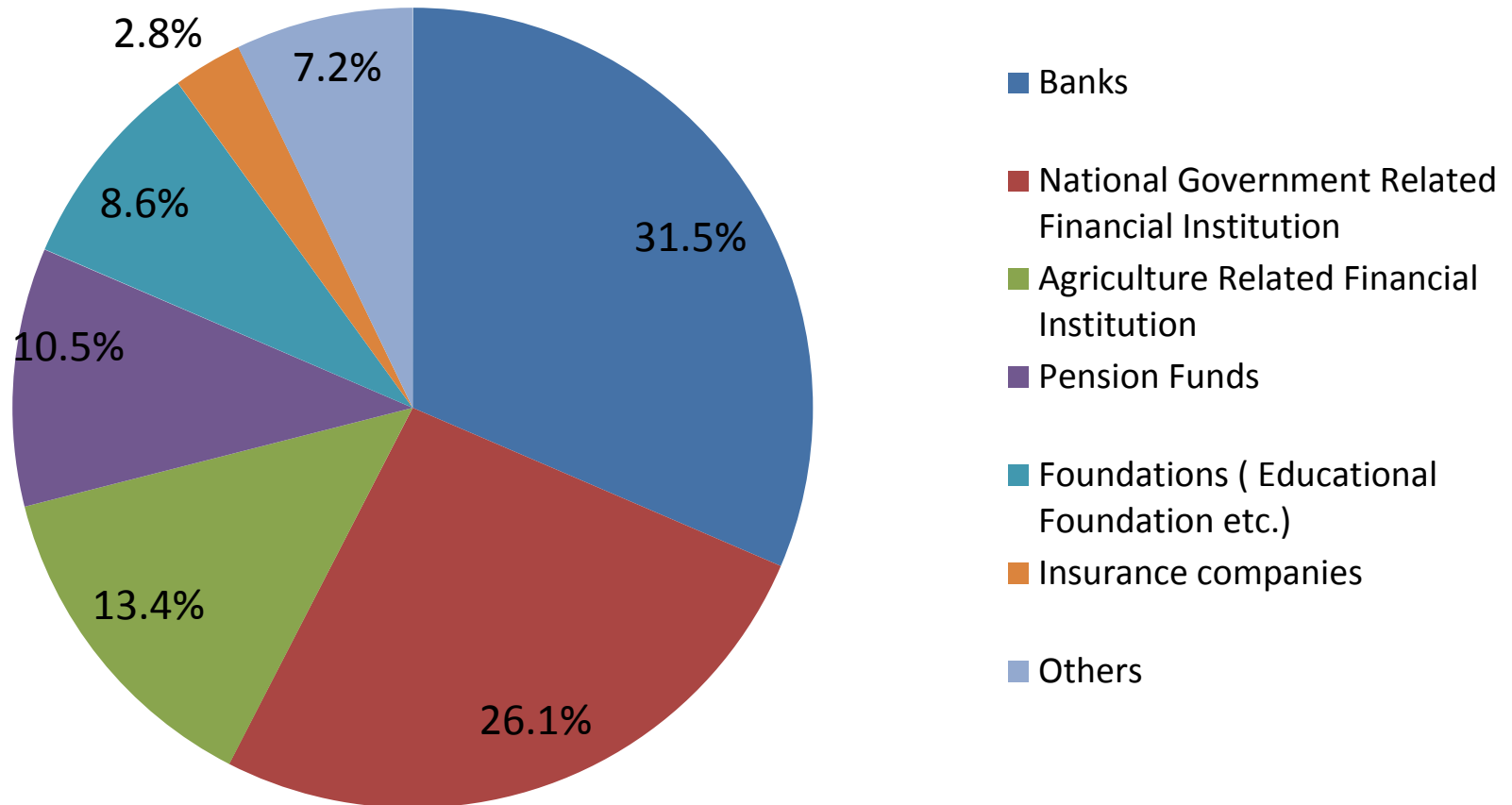


## The 36 Local Governments consisting the joint issuance

Prefectures		Designated Cities	
Hokkaido	Aichi	Sapporo	
Miyagi	Mie	Sendai	
Fukushima	Kyoto	Chiba	
Ibaraki	Osaka	Kawasaki	
Saitama	Hyogo	Niigata	
Chiba	Nara	Shizuoka	
Kanagawa	Okayama	Kyoto	
Niigata	Hiroshima	Osaka	
Fukui	Tokushima	Kobe	
Nagano	Kumamoto	Hiroshima	
Gifu	Oita	Kita-Kyushu	
Shizuoka	Kagoshima	Fukuoka	
<b>Total</b>	<b>24</b>	<b>Total</b>	<b>12</b>

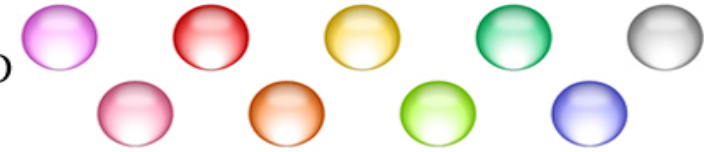


## Composition of Joint LGB initial subscribers



\* Figure as of end of Aug. 2015  
Source : Japan Local Government Bond Association

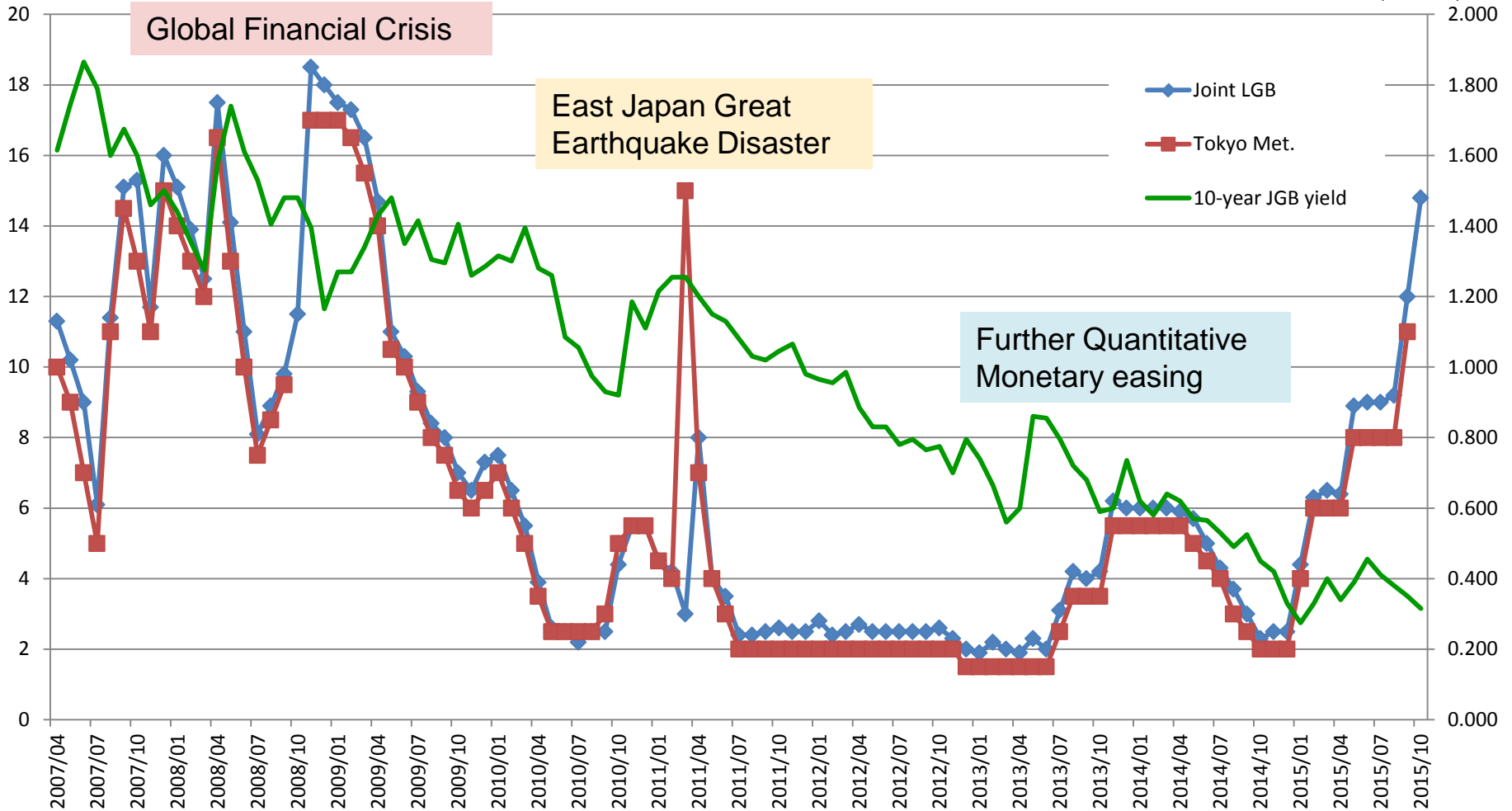




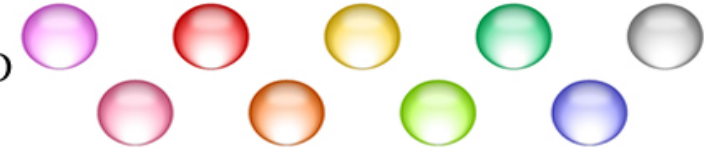
# Spread Over JGB

(Unit : Basis Points)

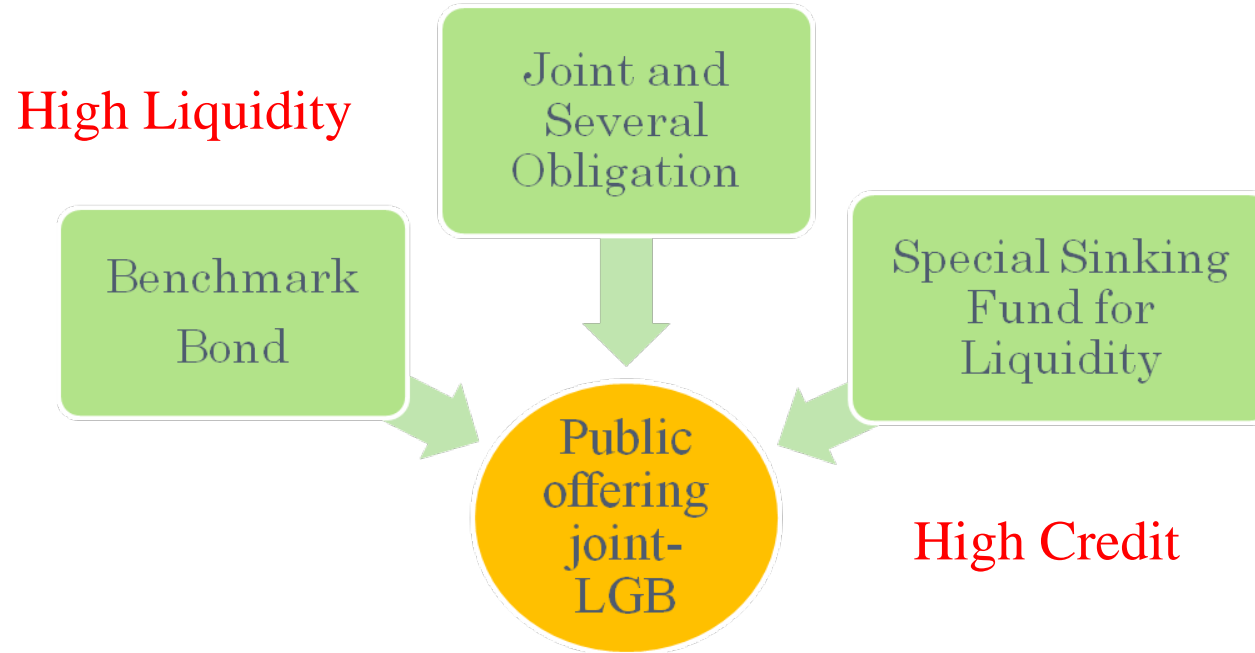
(Unit :%)



※ Issuance Yield (Apr. 2007 - Oct. 2015)  
Source: Japan Local Government Bond Association



## Characteristic of Joint LGB

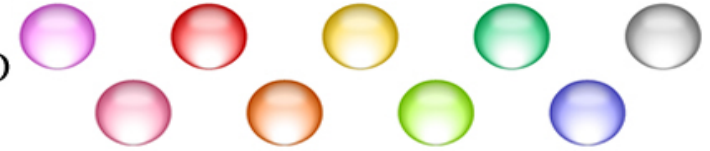


Article 5-7 of the  
Local Finance Law

- Public offering Joint LGB is joint and several obligation based on Article 5-7 of the Local Finance Law.

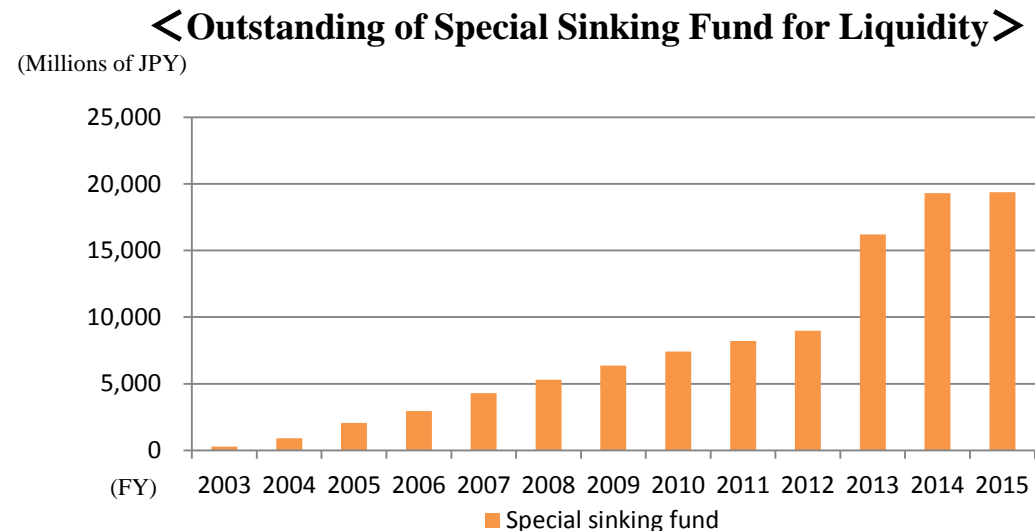
Article 432 of the  
Civil Law

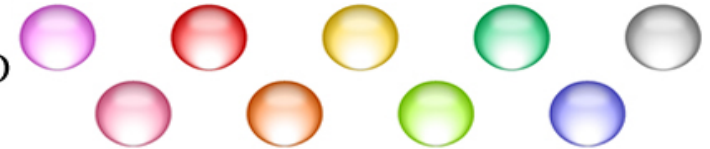
- Each joint debtor is responsible for redemption of the entire amount.



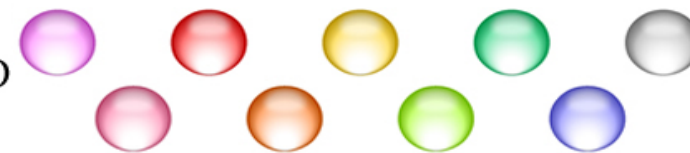
## Special Sinking Fund for Liquidity

- Aside from the Joint Obligation, “Special Sinking Fund for liquidity” has been established in order to fully ensure timely payment of principal and interest, even in the event of unforeseen emergency.
- The Fund is being accumulated by each of the 36 LGs depositing a portion of their own sinking fund to the commissioned bank of the Joint LGB, and the total amount yearly accumulated is equivalent to about 1/10 of the installment for the entire Joint LGB, which is in individual the highest amount in that fiscal year.





## II . Planned and Past Issuance

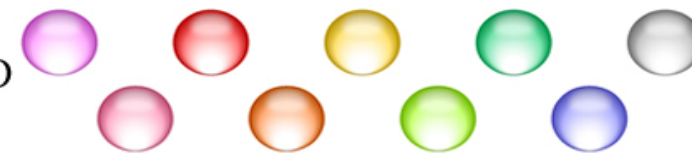


Planned Issuance FY2015

Unit : Billion of JPY

Issuer	Hokkaido	Miyagi	Fukushima	Ibaraki	Saitama	Chiba	Kanagawa	Niigata	Fukui	Nagano	Gifu	Shizuoka	Aichi	Mie	Kyoto	Osaka	Hyogo	Nara
Apr		10	4	6	5		10	5					10		10	10	5	
May	10		3	6	10	5		7					10		10		10	
Jun	10	10		6	5		10	7		9					5		10	
July	10	10		6			10	9		9	4				10		5	
Aug		10	3	6	10			4		9					5		10	
Sep	10		3		10	10		4		9	4				5	10	5	
Oct		10	3					4		9			10			10	10	7
Nov	10		4		10	10		4	5		4					10	5	7
Dec			5			10		4		6		10			5	10	5	6
Jan	10		5			10	10	4			4	10		5	5	10	5	
Feb	10	10			10			4				10		5		10	5	
Mar	10					5	10	4	5		4				5	10	5	
Total	80	60	30	30	60	50	50	60	10	51	20	30	30	10	60	80	80	20

Issuer	Okayama	Hiroshima	Tokushima	Kumamoto	Oita	Kagoshima	Sapporo (City)	Sendai (City)	Chiba (City)	Kawasaki (City)	Niigata (City)	Shizuoka (City)	Kyoto (City)	Osaka (City)	Kobe (City)	Hiroshima (City)	Kita-Kyushu (City)	Fukuoka (City)	GRAND TOTAL	
Apr		10		5		5	10	6	4					5	2				8	130
May						5	7	6	4	5				5	5	5	10	8		131
Jun		10		5		6		3	4	5			5	5	2					117
July						6		3	5				5	10	2	5	10			119
Aug	5	10		5	5	6		3		4	5		5		2		10			117
Sep	5				5	6		3		3	5	4	5	5	2	5				118
Oct		10	10			6	7	3							2		10			111
Nov				5		6		3		4			5		2	6	10			110
Dec		10	5	5		6		3	4				5	10	2					111
Jan					5	6			4			3	5		2	4	5	7		119
Feb		10		5	5	6		3	5	3				10	2			7		120
Mar			10			6	6	5				3	5	10	5	5	5			118
Total	10	60	25	30	20	70	30	41	30	24	10	10	40	60	30	30	60	30		1,421



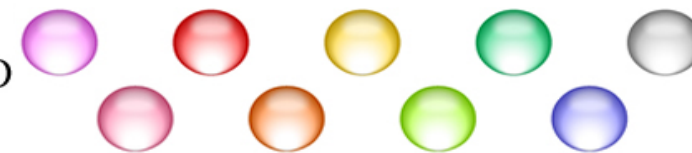
## Past Issuance

### FY2012

Month	Issuance (Bln JPY)	Coupon	Issue Price	Subscription yield	C-Spread ( bps )
April	125	1.05%	99.92	1.058%	2.7
May	125	0.89%	99.94	0.896%	2.5
June	125	0.89%	99.99	0.891%	2.5
July	120	0.84%	99.91	0.849%	2.5
Aug	120	0.77%	99.93	0.777%	2.5
Sep	120	0.82%	100.00	0.820%	2.5
Oct	120	0.80%	99.94	0.806%	2.6
Nov	120	0.80%	99.94	0.806%	2.3
Dec	120	0.72%	99.91	0.729%	2.0
Jan	140	0.84%	99.96	0.844%	1.9
Feb	140	0.80%	99.95	0.805%	2.2
Mar	140	0.68%	99.97	0.683%	2.0

### FY2013

Month	Issuance ( Bln JPY )	Coupon	Issue Price	Subscription yield	C-Spread ( bps )
April	130	0.57%	99.94	0.576%	1.9
May	130	0.62%	100.00	0.620%	2.3
June	125	0.87%	99.97	0.873%	2.0
July	125	0.91%	99.98	0.912%	3.1
Aug	126	0.82%	99.99	0.821%	4.2
Sep	125	0.81%	99.99	0.811%	4.0
Oct	125	0.68%	99.91	0.689%	4.2
Nov	125	0.66%	100.00	0.660%	6.2
Dec	125	0.71%	99.97	0.713%	6.0
Jan	126	0.76%	99.99	0.761%	6.0
Feb	125	0.66%	99.95	0.665%	6.0
Mar	130	0.66%	99.91	0.669%	6.0



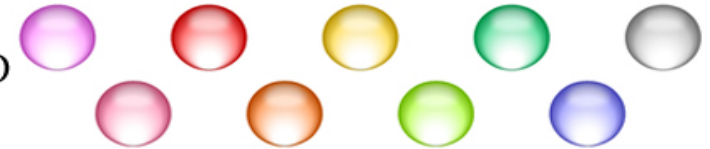
## Past Issuance

### FY2014

Month	Issuance ( Bln JPY )	Coupon	Issue Price	Subscription yield	C-Spread ( bps )
April	130	0.689%	100.00	0.689%	5.9
May	124	0.674%	100.00	0.674%	5.7
June	124	0.659%	100.00	0.659%	5.0
July	124	0.611%	100.00	0.611%	4.3
Aug	124	0.566%	100.00	0.566%	3.7
Sep	124	0.554%	100.00	0.554%	3.0
Oct	117	0.544%	100.00	0.544%	2.3
Nov	117	0.505%	100.00	0.505%	2.5
Dec	117	0.456%	100.00	0.456%	2.5
Jan	124	0.345%	100.00	0.345%	4.4
Feb	124	0.448%	100.00	0.448%	6.3
Mar	125	0.470%	100.00	0.470%	6.5

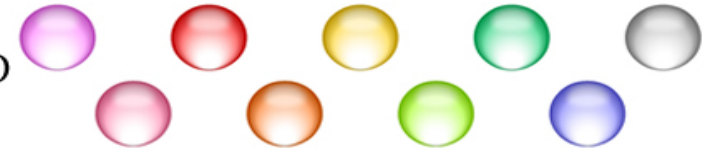
### FY2015

Month	Issuance ( Bln JPY )	Coupon	Issue Price	Subscription yield	C-Spread ( bps )
April	130	0.406%	100.00	0.406%	6.4
May	131	0.553%	100.00	0.553%	8.9
June	117	0.548%	100.00	0.548%	9.0
July	119	0.553%	100.00	0.553%	9.0
Aug	117	0.500%	100.00	0.500%	9.2
Sep	118	0.510%	100.00	0.510%	12.0
Oct	111	0.466%	100.00	0.466%	14.8
Nov					
Dec					
Jan					
Feb					
Mar					



### III. Frequently Asked Questions

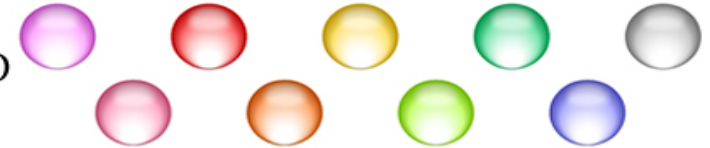




Q1) What is the purpose for the 36 LGs to participate in the joint issuance of Joint LGB ?

A1)

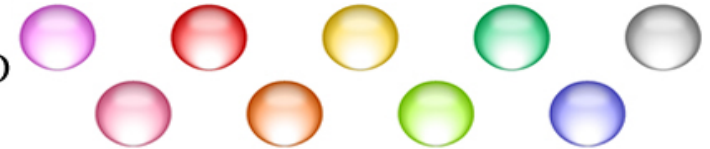
- The purpose is to realize superior character and stable fund procurement by enlarging the size of the issuance to enhance liquidity, issuance with joint obligation, establishment of the Special Sinking Fund for Liquidity, obtainment of favorable fundamentals (volume of finance, population, economic strength, etc) by large-size LGs participation and etc.
- Joint LGB is expected to be a benchmark for LGBs, and to make contribution to expand the whole LGB market.



## Q2) What is “Joint Obligation” ?

A2)

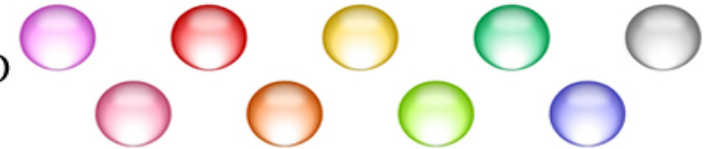
- Joint LGB is issued with Joint Obligation which is based on article 5 - 7 of the Local Finance Law. Joint Obligation means that each joint debtor bears the whole responsibility to fulfill obligation of each debt (article 432 of the Civil Law).
- Under Joint LGB, the 36 LGs each individually bears responsibility to fulfill obligation to redeem the total amount of issuance, therefore Joint LGB has a very strong mechanism in terms of redemption.



Q3) How and in what kind of specific case would the Special Sinking Fund for Liquidity be used ?

A3)

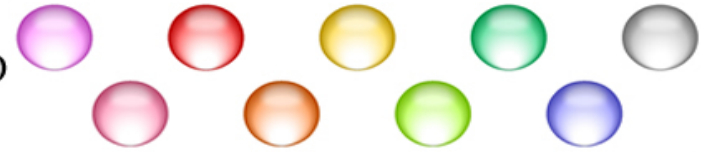
- The fund has been established by accumulating a certain amount of deposit to the commissioned bank of the Joint LGB, in order to explicitly show that timely payment of principal and interest would be fully ensured.
- The actual usage of the fund would occur for example in a nature disaster. In such case, the LGs consisting the joint issuance may withdraw the deposit for repayment.



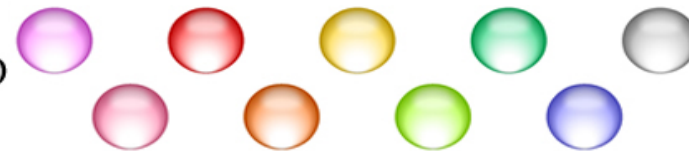
Q4) Since procurement of each LGs consisting the joint issuance varies in each issuance, do you think that credit evaluation of Joint LGB would be difficult ?

A4)

- Though the procurement of each LGs consisting the joint issuance varies in each issuance, regardless of whether the LG actually did or did not procure under the joint issuance, all the 36 LGs each individually bears responsibility to fulfill obligation to redeem the total amount of issuance of Joint LGB, due to Joint obligation.
- Therefore, each issuance of Joint LGB is equalized in terms of credit quality.



## IV. Appendix



# Release of Japanese Joint Local Government Bond Trading Indication (JBI)

## ■ Bloomberg (Screen Sample)

Date	Issue No.	Simple Ask	Simple Bid	Simple Mid	Comp. Ask	Comp. Bid	Comp. Mid	Spread Ask	Spread Bid	Spread Mid
20110909	102	1.031	1.038	1.035	1.031	1.038	1.035	2.7	3.4	3.1
20110909	101	1.022	1.032	1.027	1.024	1.032	1.028	2.8	3.7	3.3
20110909	100	1.008	1.015	1.012	1.016	1.023	1.02	3.3	4	3.7
20110909	99	1.001	1.009	1.005	1.008	1.016	1.012	3.3	4.1	3.7
20110909	98	0.991	0.999	0.995	0.998	1.006	1.002	3.4	4.3	3.9
20110909	97	0.969	0.977	0.973	0.985	0.993	0.989	3.4	4.3	3.9

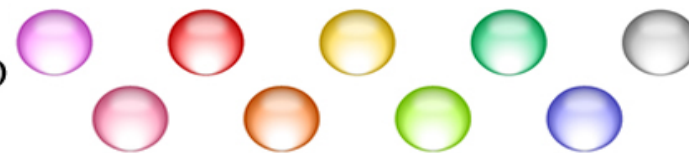
## ■ Reuters (Screen Sample)

Name	Coupon	Mat. Dat	Latest Spreads Bid	Latest Spreads Ask	Latest Spreads Mid	Mid	Latest Compound Yields Bid	Latest Compound Yields Ask	Latest Compound Yields Mid	Net.Chng	Time	Date
JNT86 COMPOSITE	1.35	25MAY20	12.1	11.1	11.6	+0.8	1.121	1.111	1.116	-0.008	15:00	01OCT08

➤ JBI aims to provide a greater reflection of actual market conditions.

### ➤ Features

- ✓ Price quotes provided every trading day by around 6pm via data vendors and JLGBA.
- ✓ The 6 most recent issuance will be the subject of the disclosure.
- ✓ The price will be as of the close of the day's session base.
- ✓ Average price for yields (Simple and Compound), spreads over JGB (Ask, Bid, Mid) will be disclosed for each issuance.



## Offer-Bid Spreads (LGBs)

	Issuance Number	Coupon (%)	Maturity Date	Offer	Bid	Offer	Bid	スプレッド <sup>※</sup> (bp)	回号
Public Offered bond of TMG	5	0.270	13/03/19	0.180	0.190	0.180	0.190	+4	249G
	1	0.700	17/08/20	0.530	0.540	0.530	0.540	+3	288G
Joint LGB	84	1.380	20/03/25	1.010	1.015	1.024	1.029	+4	308G
	85	1.440	20/04/24	1.005	1.010	1.024	1.029	+4	308G
	86	1.350	20/05/25	1.010	1.015	1.025	1.030	+4	307G
	87	1.290	20/06/25	1.050	1.055	1.060	1.065	+4	308G
	88	1.170	20/07/24	1.055	1.060	1.061	1.066	+4	309G
	89	1.040	20/08/25	1.060	1.065	1.061	1.066	+4	309G
Public Offered bond of Kanagawa Pref.	8	2.190	27/09/21	1.670	1.680	1.722	1.732	+8	97L
	9	2.310	28/08/20	1.695	1.705	1.756	1.766	+8	02L
	10	2.290	28/09/21	1.710	1.720	1.770	1.780	+8	05L
	12	2.190	29/09/20	1.775	1.785	1.823	1.833	+8	13L
	11	1.400	20/04/17	0.985	0.990	1.004	1.009	+2	306G
	12	1.300	20/05/22	0.990	0.995	1.005	1.010	+2	307G
	13	1.300	20/06/12	1.030	1.035	1.040	1.045	+2	308G
	14	1.100	20/07/17	1.035	1.045	1.041	1.046	+2	309G

政地債マーケットインディケーション  
09/15(16:34) 受渡日09/21

AAA Securities LTD.

単利 複利(年2回) スプレッド<sup>※</sup>

Offer Bid Offer Bid

銘柄 回号 利率 償還日

東京都公債 5 0.270 13/03/19

東京都公債 1 0.700 17/08/20

共同発行地 84 1.380 20/03/25

共同発行地 85 1.440 20/04/24

共同発行地 86 1.350 20/05/25

共同発行地 87 1.290 20/06/25

共同発行地 88 1.170 20/07/24

共同発行地 89 1.040 20/08/25

神奈川県公 8 2.190 27/09/21

神奈川県公 9 2.310 28/08/20

神奈川県公 10 2.290 28/09/21

神奈川県公 12 2.190 29/09/20

地方公共団 11 1.400 20/04/17

地方公共団 12 1.300 20/05/22

地方公共団 13 1.300 20/06/12

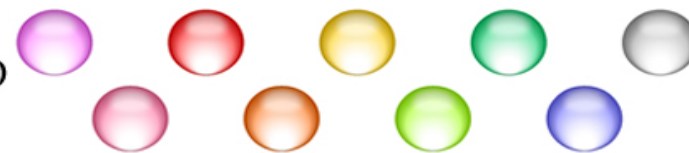
地方公共団 14 1.100 20/07/17

\*: Firm Offer, Bid

Example

Simple Interest (%)

Compound Interest (%)



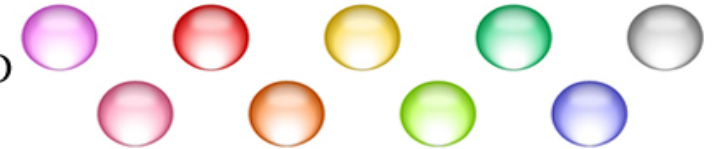
## Bid-Ask Spreads (LGBs)

	Issuance Number	Coupon (%)	Maturity Date	Simple Interest (%)		Compound Interest (%)		Example	
				BID	ASK	BID	ASK	BID	ASK
Public Offered bond of Hokkaido	21.4	1.700	19/06/26	1.050	1.030	1.076	1.056	21	301
Public Offered bond of TMG	21.5	0.820	14/07/31	0.420	0.400	0.424	0.404	21	260
Public Offered bond of Shizuoka Pref.	8	2.230	38/09/17	1.955	1.940	1.995	1.985	11	29
Public Offered bond of Osaka-fu	10	2.310	39/09/20	1.945	1.930	2.000	1.990	11	31
Public Offered bond of Hyogo Pref.	22	1.920	30/06/20	1.830	1.820	1.840	1.830	7	118
Public Offered bond of Fukuoka Pref.	15	2.320	28/09/20	1.700	1.685	1.761	1.751	6	106
	5	0.270	13/03/19	0.190	0.180	0.191	0.181	5	246
	2	0.680	12/03/19	0.185	0.175	0.186	0.176	6	238
	7	2.320	28/09/21	1.710	1.700	1.771	1.761	7	106
	325	1.880	19/04/26	0.975	0.955	1.000	0.980	18	300
	48	1.080	14/04/28	0.365	0.345	0.368	0.348	18	258
	7	2.110	29/03/19	1.880	1.860	1.907	1.887	18	108
	20.11	0.950	14/03/19	0.260	0.250	0.263	0.253	8	258
Joint LGB	74	1.570	19/05/24	0.885	0.855	0.885	0.875	7	300
	75	1.640	19/06/25	0.905	0.895	0.931	0.921	7	301
	76	1.400	19/07/25	0.915	0.905	0.932	0.922	7	302

政保債/地方債/財投機関債マーケットインディケーション5  
09/15 (17:00) 受渡日 09/21  
登録非課税 1 億円単位 5 億円程度 単利 複利 スプレッド  
銘柄名 回数 利率 償還日 BID ASK BID ASK (bp) 回数

BBB Securities LTD.  
<<ディスプレイ>>





## For More Information

Japan Local Government Bond Association Website:

<http://www.chihousai.or.jp/english>

JAPAN LOCAL  
GOVERNMENT BOND  
ASSOCIATION

- ▶ President's Message
- ▶ About the Japan Local Government Bond Association
- ▶ Local Public Finance System in Japan
- ▶ Overview of Local Government Bonds in Japan
- ▶ Tax Exemption Scheme ( J - BIEM )
- ▶ Instruction manual for Tax Exemption
- ▶ Investor Relations
- ▶ Data
- ▶ Links

- ▶ President's Message
- ▶ About the Japan Local Government Bond Association
- ▶ Local Public Finance System in Japan
- ▶ Overview of Local government bonds in Japan
- ▶ Tax Exemption Scheme ( J - BIEM )
- ▶ Instruction manual for Tax Exemption
- ▶ Investor Relations
- ▶ Data
- ▶ Links

[Japanese Site](#) | [Terms of Use](#) | [SiteMap](#)

Copyright (C) 2006 JAPAN LOCAL GOVERNMENT BOND ASSOCIATION. All Rights Reserved.

Please contact us:

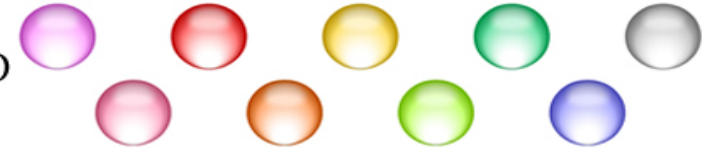
Japan Local Government Bond Association

Tel: +81-(0)3-5211-5291

Fax: +81-(0)3-5211-5294

Email: [info@chihousai.or.jp](mailto:info@chihousai.or.jp)

Address: 8F, Zenkoku Choson  
Giin Kaikan, 25 Ichibancho,  
Chiyoda-ku, Tokyo, 102-0082,  
Japan



## DISCLAIMER

This is the presentation material made by Japan Local Government Bond Association in use of a one on one investor meeting in European countries October 2015.

The purpose of this material is to explain the public offering Joint LGB to investors who are interested in LGBs, and not to offer the sale or solicit of purchase of any specific bonds.

Japan Local Government Bond Association assumes no responsibility for any action taken based on the information contained herein.